

Supporting your child with maths difficulties at home

Games and Activities:

This is a really positive opportunity to play a range of games with your children at home to extend and secure their maths understanding. By playing games many times, your child will have the chance to master lots of basic maths concepts in a fun and enjoyable way. For example:

Any games involving dice, for example, Snakes and ladders, Ludo, Yahtzee



Card games, for example, Pairs, Patience,



Number Snap (saying each number out loud), Dominoes.

Games involving money - Orchard shopping games, role-play shops, Monopoly.

Cooking with your child - weighing ingredients, measuring amounts etc.



For free ideas of number activities to support various areas of maths including number formation, counting, sequencing etc, visit this website:

<https://www.pinterest.co.uk/SpTeachersLDD/maths/>

Basic Number Facts:

Have a look at our leaflet on supporting basic number facts - you will find lots of ideas to support your children at home... <https://www.hertfordshire.gov.uk/microsites/local-offer/media-library/documents/resource-area-documents/spld-maths-basic-number-facts-booklet.pdf>

Supporting Children to Learn
Basic Number Facts

- ✓ Avoid holding the child back just because they have difficulty with the recall of number facts.
- ✓ Keep a personal log of number facts they do know.
- ✓ Teach & practise composition & decomposition of numbers as a strategy for the recall of number facts. (Cuisenaire & Numicon as support materials).
- ✓ Get a memo book or make prompt cards where pupils can record information they have trouble remembering - number facts, working methods, mnemonics.
- ✓ The recording method must be taught in conjunction with the physical manipulation of material so the children understand what they are doing & how it relates to place value.
- ✓ Teach a small number of facts at one time - provide lots of learning & practise & repeated revision.
- ✓ Provide a number line, charts, tables & concrete resources to help.

- ✓ Teach & encourage the use of calculators to provide accurate number facts.
- ✓ Develop an understanding of reverses & turnarounds, eg $6 + 5 = 11$, $5 + 6 = 11$, $11 - 5 = 6$, $11 - 6 = 5$ are all part of the same 'family'.
- ✓ Ask if this is the answer what would the question be.
- ✓ Use computer games to practise number facts, eg Number Shark.
- ✓ Teach tricks, eg $4 \times$ a number is double its double and to know 8 times you double it again.
- ✓ Use empty number charts etc to get pupils to fill in the answers rather than reciting tables. This helps develop strategies & mini calculations.
- ✓ Estimation may be difficult so children might need explicit instruction & plenty of guided practise. Making charts & posters can help if a chart tells them $60 \times 60 = 120$ then it will help them estimate that 56×57 will be slightly less than 120.

Maths Resources:

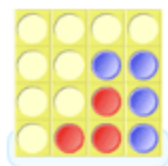
For free maths resources for all age groups, visit:

<https://www.atm.org.uk/Free-ATM-Resources-> (recommended by the NCETM - National Centre for Excellence in the Teaching of Mathematics)



More fun games are available at the following website. This website is a really good way to help you to explain some basic maths concepts to your children.


<https://www.mathsisfun.com/games/index.html>



4 In A Line (Called "Connect 4" by Hasbro)



Chess The most challenging game of all



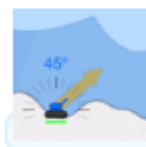
Checkers Practice here, then obliterate your friends



Reversi Also called "Othello", this game has millions of people addicted



Maths Match Game Test your memory AND your maths skills all in one game!



Tanks 2 Multiple terrains, multiple weapons - get them before they get you!

Free educational games aimed at primary children.

<http://www.ictgames.com/>

